

Year 11 GCSE Information Evening

Thursday 15th January

AS ONE BODY IN CHRIST WE WILL ENSURE THAT
NO MEMBER OF OUR COMMUNITY IS LEFT BEHIND

1 COR 12:12

Let's pray together

Loving God, be with me now, as I prepare for my exams.
Thank you for the many talents and gifts you have given me and for the opportunity of education.
Calm my nerves and anxiety, help me to remember all that I have studied, to express it clearly and to answer the questions the very best I can.
Be with our parents and teachers as they support us through this time
Amen

Saint Benedict .. Pray for us

**AS ONE BODY IN CHRIST WE WILL ENSURE THAT
NO MEMBER OF OUR COMMUNITY IS LEFT BEHIND**

1 COR 12:12



Mrs Angela King
Senior Assistant Headteacher
Raising Standards Leader for KS4

Mrs Fiona Molumby
Head of Year 11

AS ONE BODY IN CHRIST WE WILL ENSURE THAT
NO MEMBER OF OUR COMMUNITY IS LEFT BEHIND

1 COR 12:12



PPE Exams

9th February - PPEs round 2 for most subjects

Timetable emailed home and on pupil's Arbor

An ideal time to get revision into a routine

All GCSE regulations will be in place to allow pupils to know what will happen in the actual exams.

Exam Regulations & Updates Mrs King

AS ONE BODY IN CHRIST WE WILL ENSURE THAT
NO MEMBER OF OUR COMMUNITY IS LEFT BEHIND

1 COR 12:12

Summer Timetable is currently being finalised and roomed

It will be shared with parents and students via Arbor app after the PPE exams have been completed.

Please remember that your child must be available for contingency day - **24th June**

AS ONE BODY IN CHRIST WE WILL ENSURE THAT
NO MEMBER OF OUR COMMUNITY IS LEFT BEHIND

1 COR 12:12

Before the exams

Students will be reminded of the procedures and regulations for exams again before they start

During the real exam season some revision sessions may be offered in the mornings or after school to support students - We will keep you updated on this

**AS ONE BODY IN CHRIST WE WILL ENSURE THAT
NO MEMBER OF OUR COMMUNITY IS LEFT BEHIND**

1 COR 12:12

Students must be on time for all of the exams

However, if your child will be late for an exam, follow these steps:

- Step 1: Telephone the school and explain what has happened – you will be called back if reception can't find the exams officer straight away
- **Step 2: Follow the instructions given by the exams officer when called back**
- Step 3: If going to be late - When the child arrives at school go to reception and explain that you are late for an exam and that you need to see the exam officer immediately
- **Step 4: Your exams officer (or an invigilator) will give you the full instructions for the exam, and answer any questions, before you are allowed to begin your exam, time depending.**

There is a cut off time where they won't be allowed to sit the exam

If your child is feeling unwell on the day of an exam, follow the steps below

- Step 1: Telephone the school and explain that your child is unwell but that they have an exam today
Step 2: Follow the instructions given by the exams officer, who will call you back
- Step 3: Try and get some evidence to prove your illness (e.g. a doctor's note)

Any exam absence must be for a good reason – exam board stipulation

What materials should you bring to an exam

You must bring the following materials with you to every examination:



Must be transparent but can't be coloured and transparent

Please ensure that

Your child arrives in full school uniform – 245 children's identities have to be verified so school uniform helps with this and it is a school expectation

Your child is fully equipped and ready for their exam – please read their exam timetable with them so they are organised

**AS ONE BODY IN CHRIST WE WILL ENSURE THAT
NO MEMBER OF OUR COMMUNITY IS LEFT BEHIND**

1 COR 12:12

What material is not allowed in the exam room



No smart glasses



Information for Candidates
2025 / 2026

Handy Tips

Ensure that students are getting enough sleep and taking breaks

Getting proper nutrition

Control of screen time - do they need their phone whilst revising?

Be positive – the next few months will be challenging but we can do it!

Keep school posted of any issues

Check messages so that you know what is happening in school – exams and events

Check ARBOR regularly

Ask your child to show you what revision they are doing

Check they are organised and are bringing the right equipment

Revision

Your child has been given a revision timetable and should be doing self directed revision at home.

Some general guidelines are;

1. Don't just copy out of textbooks – there should be a specific activity to make the brain work harder – this will also save time

2. Take breaks

3. Mix up subjects and topics

4. Practice remembering topics



Revision Techniques

Look, cover, write – for lists and keywords

Self quizzing – transforming pieces of information into questions

Mind mapping (brainstorm)– exploring ideas and connections

Dual Coding – designing icons to go with words, pieces of information

Flash cards (also called Leitner cards)

Make posters/ use post its of key info and put up round the house

Past papers – loads can be found on the internet but try to get the marks scheme so that the student can see what was the correct answers were

Don't spend ages colouring in and making it look nice

Mix up topics and revisit topics



Revision Techniques - Support

Knowledge books can all be found on the school website

<https://www.stbenedictderby.srscmat.co.uk/curriculum/knowledge-books/>

Study skills page of website, where there are videos and handouts

<https://www.stbenedictderby.srscmat.co.uk/curriculum/study-skills/>

Online area for resources on the student portal



Exams are a stressful time for any young person

Some common things you may notice as signs of struggling

Angry or emotional outbursts

Feeling more tired than usual

Changes in eating habits

Difficulty sleeping

Not wanting to talk about things or becoming more closed off than usual

School wellbeing page

<https://www.stbenedictderby.srscmat.co.uk/information/wellbeing/>

Let us know if you are concerned



Special Consideration

Exam boards are harsh!


This is only granted in very exceptional circumstances on a case by case basis.

Do not contact the exam boards – always speak to the exams officer




AI and Assessments

A quick guide for students



What is AI?

- AI stands for artificial intelligence and using it is like having a computer that thinks
- AI tools like ChatGPT or Snapchat My AI can write text, make art and create music by learning from data from the Internet, but watch out – they can also make things up and be biased



How can AI be misused in assessments?



AI misuse is when you take something made using AI and say it's your own work.

THIS IS CHEATING!





How do I make sure I don't misuse AI?



1 Know the rules

- ⦿ You're **not allowed** to use AI tools when you're in an exam
- ⦿ Your teachers will tell you if you're allowed to use AI tools when doing your coursework – the rules will depend on your qualification
- ⦿ Even if you're allowed to use AI tools, you can't get marks for content just produced by AI – your marks come from showing your own understanding and producing your own work

2 Reference reference reference!

- If you're allowed to use AI tools, you must reference them clearly
- ⦿ Name the AI tool you used
 - ⦿ Add the date you generated the content
 - ⦿ Explain how you used it
 - ⦿ Save a screenshot of the questions you asked and the answers you got

3 Declare it's all your own work

– When you hand in your assessment, you have to sign a declaration. Anything without a reference must be all your own work. If you've used an AI tool, don't sign the declaration until you're sure you've added all the references.

REMEMBER



What happens if I misuse AI?

If you've misused AI, you could lose your marks for the assessment - you could even be disqualified from the subject.

DON'T RISK IT!



REMEMBER

Misusing AI is cheating!

Know the rules

Talk to your teachers

Reference clearly



Education Record App

Education record pilot

Education records can only be used by pupils, schools and colleges who have been invited to take part in the DfE Education record pilot.



Your education record

Get, review and share your education record on your phone when you move from school to sixth form or college.



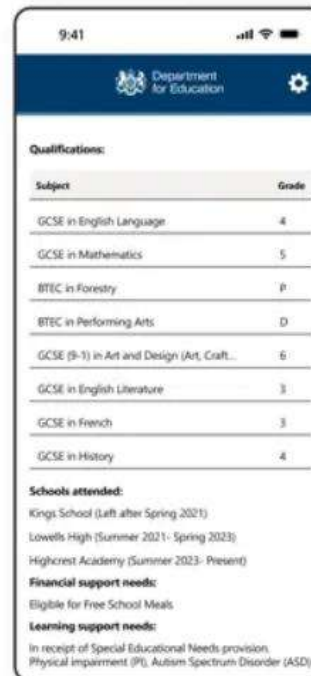
Get your education record

Scan the QR code with a member of staff at your school.



Check for new information

Information like your GCSE results will be added to your record when available.



Share your education record

Share with sixth forms and colleges before you start a course.



More info to follow

NEWS



Saint Benedict
Catholic Voluntary Academy

8 January 2026

Major change to how you get your GCSE results

your





Next Chapters

All have been encouraged and supported to make applications

Careers interviews have taken place

Apprenticeships are live now on Gov.uk

Interviews are taking place

Sixth Form

Students will be invited to an online interview **29th January**

Conditional Offer letters will be sent out by the **end of March**



Next Chapters

Celebration Mass Thursday 30th April 4pm (our final official gathering as a Year group)

GCSE season starts 4th May (breakfast club each day)

Study Leave 1st June

Shirt Signing To be confirmed

Prom 19th June - 7pm Pride park £40

Results day Thursday 20th August

Prom criteria

Our Prom is a night of celebration

Pupils can take themselves away from the Prom if they reach the criteria

16 weeks of term left (from 6 January)

Anyone who receives **35 or more** negatives entries cannot attend

Negatives being

Late to school /Late to lessons

Non completion of H/w

Any negative entry

C2/3

Any Suspension or behaviour deemed so serious non attendance
automatic

Attendance that drops below 90% within this period



Money on Arbor

Please be aware that we are unable to refund money so be careful that your child has enough for food each day and no balance is going to remain



Desktops given out since Year 7

These will be expected to be returned on the date of shirt signing

We will remind you closer to the time



Thank you for being here

This is a time when we need to work together, all for the same aim
since the day your child started with us

GCSE success and the open of doors for the future

See you 30th April at 4pm!