

# Cookies on Compare school and college performance in England

We use some essential cookies to make this service work.

We'd also like to use analytics cookies so we can understand how you use the service and make improvements.

[Accept analytics cookies](#)

[Reject analytics cookies](#)

[View cookies](#)



## Compare school and college performance in England

**BETA** Your [feedback](#) will help us improve this service.

[Back to school overview](#)

[Search](#)

[My schools](#)

0

Academy converter

# Saint Benedict, A Catholic Voluntary Academy

Ages 11 to 19 • Mixed sex

## Secondary

These [provisional](#) figures tell you about performance of pupils at this school who completed [key stage 4](#). Most of the measures published here, in December 2024, relate to students who completed key stage 4 in the summer of 2024, with the exception of destination measures, where the cohorts reported are stated below. For more information on how we calculate performance measures please see the [KS4 technical guide](#).

School performance data should be considered alongside a range of other information about the school, which could include looking at school websites, reading Ofsted reports, and speaking to the school directly. Conclusions should not be drawn on a single piece of data alone.

Pupils/students included in this performance data will have experienced some disruption due to Covid-19 earlier in their schooling, which will have affected individual pupils and schools differently.

## Progress 8 score ?

The academic progress that pupils make from the end of key stage 2 to the end of key stage 4. This is based on 8 qualifications.

The banding for this school or college is 'above average' because the score is greater than 0 but lower than 0.5, and the entire confidence interval is above 0.

Banding

**ABOVE AVERAGE**

Score

0.31

Confidence interval ?

0.13 to 0.5

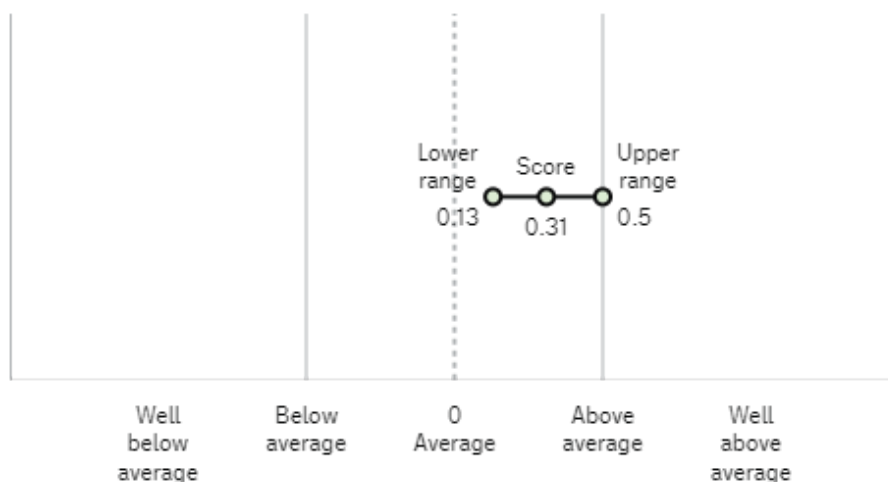
### ▼ More information about this score

Pupils here achieve up to half a grade higher in each qualification on average, compared to similar pupils across the country.

220 out of 243 pupils at the end of Key stage 4 are included in calculating this Progress 8 score and confidence interval.

Pupils who have no key stage 2 results (for example, those arriving at secondary school from an independent school or abroad) are not included in the Progress 8 measure. See the [Secondary Accountability Measures](#) guidance for more information.

The following graph shows the score for this school or college, as well as the range of its confidence interval, and how these relate to the banding.



### ▼ Local authority and England scores

Area

Score

Derby

-0.21

England

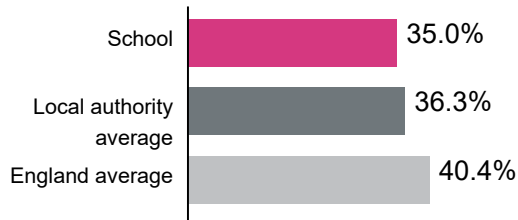
-0.03

## ▼ How many state-funded mainstream schools are in each banding?

Banding	Percentage of state-funded mainstream schools
<b>WELL ABOVE AVERAGE</b>	16%
<b>ABOVE AVERAGE</b>	18%
<b>AVERAGE</b>	33%
<b>BELOW AVERAGE</b>	17%
<b>WELL BELOW AVERAGE</b>	16%

## Entering EBacc ?

A pupil is considered to have entered for the English Baccalaureate if they entered for qualifications in English, maths, sciences, a language and either history or geography.



## Staying in education or entering employment ?

This shows the number of pupils who either stayed in education or went into employment after finishing key stage 4 (after year 11, usually aged 16).



---

## Grade 5 or above in English & maths GCSEs ?

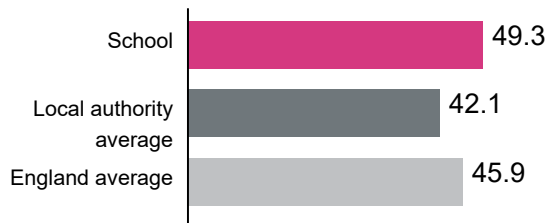
This tells you the percentage of pupils who achieved grade 5 or above in English and maths GCSEs.



---

## Attainment 8 ?

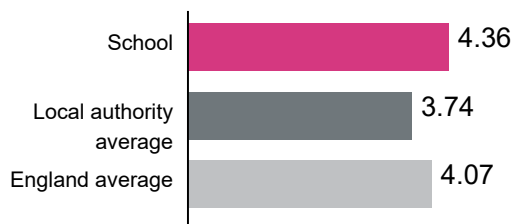
Schools get a score based on how well pupils have performed in up to 8 qualifications.



---

## EBacc average point score ?

The EBacc average points score calculates a pupil's average point scores across the 5 pillars of the English Baccalaureate.



---

**Subjects entered at key stage 4**



---

**Results by pupil characteristics**



---

**EBacc additional measures**

